

**MANGALDAI COLLEGE, MANGALDAI**  
**FEEDBACK COMMITTEE REPORT**  
**SESSION 2019-20**

---

Feedback Type: [Offline](#)

**Feedback Categories:**

Feedback were collected from four different categories of stakeholders namely student's feedback, teacher's feedback, parents and alumni feedback.

**Summary of statistics of feedback received:**

Sl. No	Feedback Category	Total number of stakeholder recorded feedback	Average opinions of answer in percentage
1	Student's Feedback	800	93.84%
2	Teacher's Feedback	60	88%
3	Parents Feedback	105	67.81%
4	Alumni Feedback	124	86.29%
Total Number of Responder		1100	
Average rating of all responses from stakeholders is found			83.99%

**Scale of opinion of all stakeholders found to be at rank A = (100- 80)**

SCALE OF OPINION OF STAKHOLDER (STUDENT, TEACHER, PARENTS, ALUMNI)			
A= 100-80	B= 79-60	C= 59-40	D= Less Than 40

# MANGALDAI COLLEGE, MANGALDAI

## FEEDBACK COMMITTEE REPORT

### SESSION 2019-20

#### Category: 1: STUDENT'S FEEDBACK

Mode of feedback collection: Offline

Total number of responder: 800

Total number questions attempted: 17

Screenshot of feedback form:

**STUDENT SATISFACTION SURVEY**  
**MANGALDAI COLLEGE**  
**I.Q.A.C.**

1. Considering your *complete* experience with the college, how likely would you be to recommend it to a friend or colleague? 1 = Very Unlikely to 5 = Very Likely

1   2   3   4   5

2. How would you rate your satisfaction with the college on these following parameters? (Please mark ✓ as per your assessment.)

	Ratings	Not Satisfied	Average	Satisfied	Very Satisfied
a.	Course Offered:	<input type="checkbox"/>	<input type="checkbox"/>	<input type="checkbox"/>	<input type="checkbox"/>
b.	Quality of Teaching	<input type="checkbox"/>	<input type="checkbox"/>	<input type="checkbox"/>	<input type="checkbox"/>
c.	Knowledge of Teachers	<input type="checkbox"/>	<input type="checkbox"/>	<input type="checkbox"/>	<input type="checkbox"/>
d.	Evaluation Methods	<input type="checkbox"/>	<input type="checkbox"/>	<input type="checkbox"/>	<input type="checkbox"/>
e.	Teaching aids	<input type="checkbox"/>	<input type="checkbox"/>	<input type="checkbox"/>	<input type="checkbox"/>
f.	Campus Safety	<input type="checkbox"/>	<input type="checkbox"/>	<input type="checkbox"/>	<input type="checkbox"/>
g.	Cleanliness of campus	<input type="checkbox"/>	<input type="checkbox"/>	<input type="checkbox"/>	<input type="checkbox"/>
h.	Infrastructure	<input type="checkbox"/>	<input type="checkbox"/>	<input type="checkbox"/>	<input type="checkbox"/>
i.	Library facility	<input type="checkbox"/>	<input type="checkbox"/>	<input type="checkbox"/>	<input type="checkbox"/>
j.	Admission process	<input type="checkbox"/>	<input type="checkbox"/>	<input type="checkbox"/>	<input type="checkbox"/>
k.	Academic advice from college	<input type="checkbox"/>	<input type="checkbox"/>	<input type="checkbox"/>	<input type="checkbox"/>
l.	Extracurricular activity	<input type="checkbox"/>	<input type="checkbox"/>	<input type="checkbox"/>	<input type="checkbox"/>
m.	Service facilities (Gym, etc.)	<input type="checkbox"/>	<input type="checkbox"/>	<input type="checkbox"/>	<input type="checkbox"/>
n.	Staff behavior	<input type="checkbox"/>	<input type="checkbox"/>	<input type="checkbox"/>	<input type="checkbox"/>
o.	Campus maintenance	<input type="checkbox"/>	<input type="checkbox"/>	<input type="checkbox"/>	<input type="checkbox"/>

3. Overall rating of the college : 0 = Very Poor 1 = Poor 2= Satisfied 3= Very satisfied 4 = Excellent

0   1   2   3   4

4. Any other comment

# MANGALDAI COLLEGE, MANGALDAI

## FEEDBACK COMMITTEE REPORT

### SESSION 2019-20

#### Tabular Analysis of Students Feedback Response:

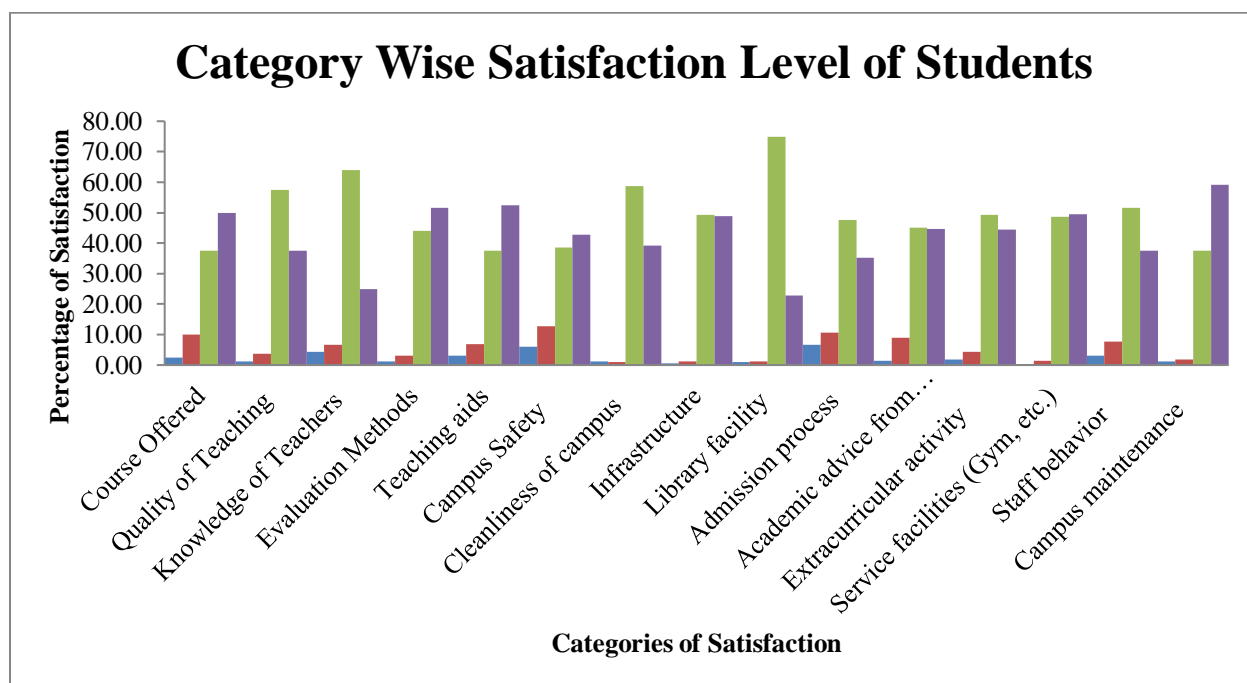
1. How likely would you be to recommend the college to a friend or colleague (Rate 1 to 5, 1 = Unlikely 5 = Most Likely)					
1= Unlikely	2= Average	3= Likely	4 = Most Likely	5= Always	Total Responder & Total %
45	59	120	258	318	800
5.62%	7.37%	15%	32.25%	39.75%	100
<b>The total percentage of rating 3 (Likely) + 4 (Most likely) + 5 (Always) = 87 %</b> <b>Scale of opinion of feedback 1 is found to be at rank A = (100- 80)</b>					
2. How would you rate your satisfaction with the college on these following parameters					
Parameters	Not Satisfied	Average	Satisfied	Very Satisfied	Total %
a) Course Offered	2.50%	10.00%	37.50%	50.0%	100.00
b) Quality of Teaching	1.25%	3.75%	57.50%	37.5%	100.00
c) Knowledge of Teachers	4.38%	6.75%	63.88%	25.0%	100.00
d) Evaluation Methods	1.25%	3.13%	44.13%	51.5%	100.00
e) Teaching aids	3.00%	6.88%	37.63%	52.5%	100.00
f) Campus Safety	6.00%	12.75%	38.50%	42.8%	100.00
g) Cleanliness of campus	1.25%	1.00%	58.63%	39.1%	100.00
h) Infrastructure	0.63%	1.13%	49.38%	48.9%	100.00
i) Library facility	1.00%	1.25%	75.00%	22.8%	100.00
j) Admission process	6.75%	10.63%	47.50%	35.1%	100.00
k) Academic advice from college	1.50%	8.88%	45.00%	44.6%	100.00
l) Extracurricular activity	1.88%	4.38%	49.38%	44.4%	100.00
m) Service facilities (Gym, etc.)	0.38%	1.50%	48.63%	49.5%	100.00
n) Staff behavior	3.13%	7.75%	51.50%	37.6%	100.00
o) Campus maintenance	1.25%	1.88%	37.63%	59.3%	100.00
<b>The average percentage of rating (Satisfied + Very Satisfied / 15) = 98.29%</b> <b>Scale of opinion of feedback 1 is found to be at rank A = (100- 80)</b>					
3. Overall rating of the college	0 = Very Poor	1 = Poor	2= Satisfied	3= Very satisfied	4 = Excellent
Total Responder	20	10	150	519	101

# MANGALDAI COLLEGE, MANGALDAI

## FEEDBACK COMMITTEE REPORT

### SESSION 2019-20

Percentage of Satisfaction Level	2.5%	1.25%	18.75%	64.87%	12.625%
<p><b>The total percentage of rating 2 (Satisfied) + 3 (Very Satisfied) + 5 (Excellent) = 96.23%</b>  <b>Scale of opinion of feedback 1 is found to be at rank A = (100- 80)</b></p>					



**Fig. 1 Category Wise Student Satisfaction in Mangaldai College**

The following are the observations from student's feedback:

1. The students are satisfied with the course offered in the college. 87.5 % of students are satisfied with the course offered by the college.
2. Library facility should be enhancing with digital facilities.
3. ICT tools should be used by the teacher as much as possible.
4. Behaviors of office staff towards the students should be more polite and supportive.

# **MANGALDAI COLLEGE, MANGALDAI**

## **FEEDBACK COMMITTEE REPORT**

### **SESSION 2019-20**

5. More academic advice for competitive and entrance examinations is needed by the students.

#### **Category: 2: TEACHERS' FEEDBACK**

Mode of feedback collection: Offline

Total number of responder: 60

Total number questions attempted: 05

Screenshot of feedback form:

*TEACHERS' FEEDBACK FORM*  
*MANGALDAI COLLEGE*  
*I.Q.A.C.*

---

1. How would you rate your satisfaction with the curriculum, syllabus and academic environment of the college in following parameters? (*Please mark ✓ as per your assessment.*)

1. Syllabus is designed in a way to inculcate Scientific Temper, Moral, Social and Spiritual values in the minds of learner:	Not Agree <input type="checkbox"/>	Partially Agree <input type="checkbox"/>	Agree <input type="checkbox"/>	Strongly Agree <input type="checkbox"/>
2. The syllabus is sufficient and capable to bridge the gap between industry standards, current global scenario and academics	Not Agree <input type="checkbox"/>	Partially Agree <input type="checkbox"/>	Agree <input type="checkbox"/>	Strongly Agree <input type="checkbox"/>
3. The timely coverage of syllabus is possible in allotted number of teaching hours	Not Agree <input type="checkbox"/>	Partially Agree <input type="checkbox"/>	Agree <input type="checkbox"/>	Strongly Agree <input type="checkbox"/>
4. The curriculum is designed to promote student centric methods, such as experiential learning, participative learning and problem solving methodologies for enhancing learning experiences.	Not Agree <input type="checkbox"/>	Partially Agree <input type="checkbox"/>	Agree <input type="checkbox"/>	Strongly Agree <input type="checkbox"/>
5. The college is providing all basic facilities to enhance the teaching learning process.	Not Agree <input type="checkbox"/>	Partially Agree <input type="checkbox"/>	Agree <input type="checkbox"/>	Strongly Agree <input type="checkbox"/>

Any other comments/ suggestions

# MANGALDAI COLLEGE, MANGALDAI

## FEEDBACK COMMITTEE REPORT

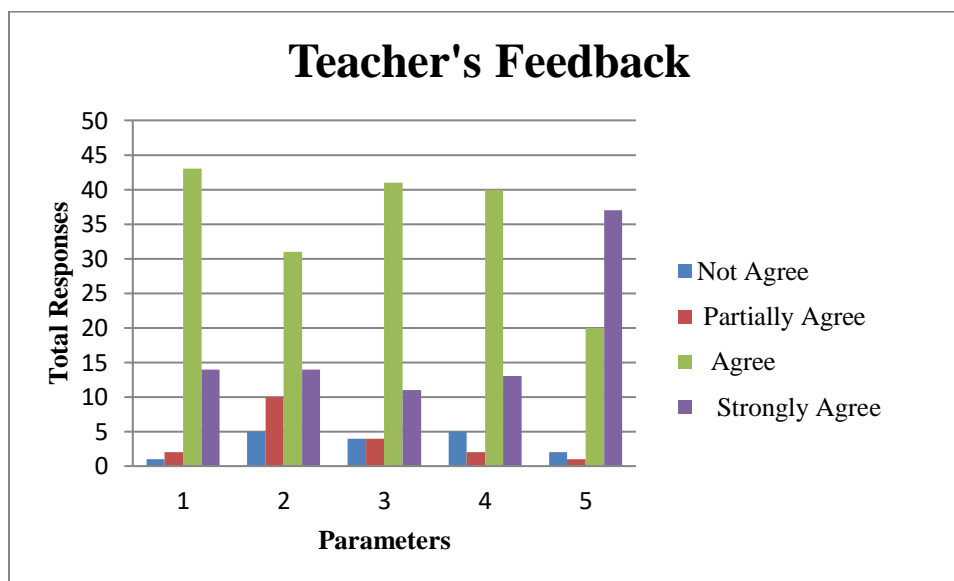
### SESSION 2019-20

#### Tabular Analysis of Teacher's Feedback Response:

Questions	Not Agree	Partially Agree	Agree	Strongly Agree	Total
1	1	2	43	14	60
2	5	10	31	14	60
3	4	4	41	11	60
4	5	2	40	13	60
5	2	1	20	37	60
<b>Total</b>	<b>17</b>	<b>19</b>	<b>175</b>	<b>89</b>	<b>300</b>
<b>Total Percentage</b>	<b>5.67</b>	<b>6.33</b>	<b>58.33</b>	<b>29.67</b>	

**The total percentage of rating = Agree + Strongly Agree = 88%'**

**Scale of opinion of feedback 2 is found to be at rank A = (100- 80)**



**Fig. 2 Category Wise Teacher's Feedback**

**MANGALDAI COLLEGE, MANGALDAI**  
**FEEDBACK COMMITTEE REPORT**  
**SESSION 2019-20**

---

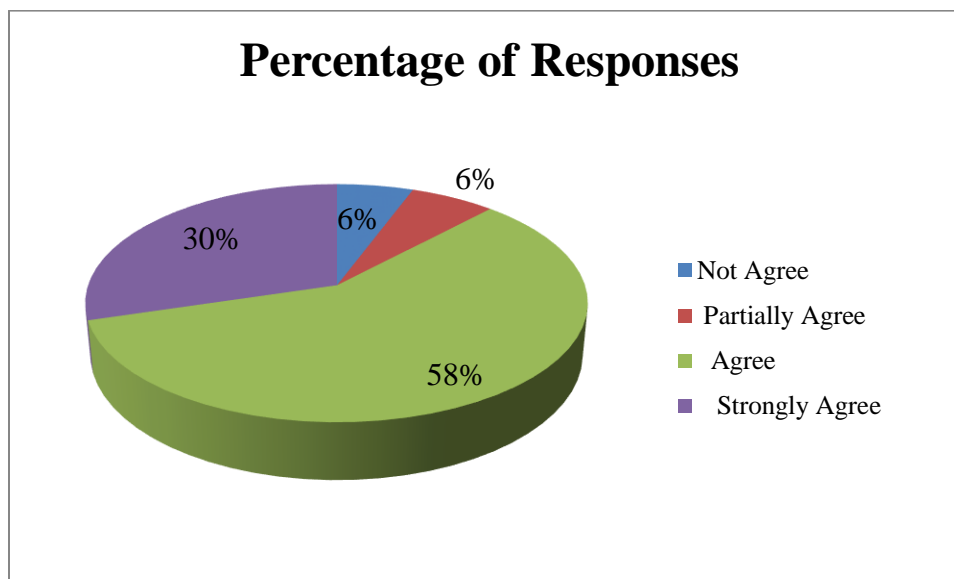


Fig. 3 – Percentage of total responses

The following are the observations from teacher's feedback:

1. The syllabus needs to be review to make it capable to bridge the gap between industry standards, current global scenario and academics.
2. The curriculum needs to be modified and need to make it more experimental learning.

**Category: 3: PARENTS FEEDBACK**

Mode of feedback collection:	Offline
Total number of responder:	105
Total number questions attempted:	10
Screenshot of feedback form:	

# **MANGALDAI COLLEGE, MANGALDAI**

## **FEEDBACK COMMITTEE REPORT**

### **SESSION 2019-20**

<b>PARENTS FEEDBACK FORM</b> <b>MANGALDAI COLLEGE</b> <b>I.Q.A.C.</b>				
1. How would you rate your satisfaction with the curriculum, syllabus and academic environment of the college in following parameters? <i>(Please mark ✓ as per your assessment.)</i>				
1. College has sufficient facilities of laboratories, library, e-resources etc for UG level courses.	Not Agree <input type="checkbox"/>	Partially Agree <input type="checkbox"/>	Agree <input type="checkbox"/>	Strongly Agree <input type="checkbox"/>
2. College takes active interest in promoting internship, projects undertaken, field visit opportunities.	Not Agree <input type="checkbox"/>	Partially Agree <input type="checkbox"/>	Agree <input type="checkbox"/>	Strongly Agree <input type="checkbox"/>
3. Admission Procedure of the college is up to the mark and transparent.	Not Agree <input type="checkbox"/>	Partially Agree <input type="checkbox"/>	Agree <input type="checkbox"/>	Strongly Agree <input type="checkbox"/>
4. Fee structure is good and affordable	Not Agree <input type="checkbox"/>	Partially Agree <input type="checkbox"/>	Agree <input type="checkbox"/>	Strongly Agree <input type="checkbox"/>
5. Infrastructure of the college is up to the mark	Not Agree <input type="checkbox"/>	Partially Agree <input type="checkbox"/>	Agree <input type="checkbox"/>	Strongly Agree <input type="checkbox"/>
6. Faculty members are well trained and having good knowledge base	Not Agree <input type="checkbox"/>	Partially Agree <input type="checkbox"/>	Agree <input type="checkbox"/>	Strongly Agree <input type="checkbox"/>
7. College provide Training & Placement facility to students	Not Agree <input type="checkbox"/>	Partially Agree <input type="checkbox"/>	Agree <input type="checkbox"/>	Strongly Agree <input type="checkbox"/>
8. Library facility of the college is good	Not Agree <input type="checkbox"/>	Partially Agree <input type="checkbox"/>	Agree <input type="checkbox"/>	Strongly Agree <input type="checkbox"/>
9. Hostel facilities is good in the college	Not Agree <input type="checkbox"/>	Partially Agree <input type="checkbox"/>	Agree <input type="checkbox"/>	Strongly Agree <input type="checkbox"/>
10. College Academic Environment is good and provide quality education	Not Agree <input type="checkbox"/>	Partially Agree <input type="checkbox"/>	Agree <input type="checkbox"/>	Strongly Agree <input type="checkbox"/>



# **MANGALDAI COLLEGE, MANGALDAI**

## **FEEDBACK COMMITTEE REPORT**

### **SESSION 2019-20**

#### **Tabular Analysis of Parent's Feedback Response:**

Sl No.	Statements	Not Agree	Partially Agree	Agree	Strongly Agree	Total
1	College has sufficient facilities of laboratories, library, e-resources etc for UG level courses.	25	14	31	35	105
2	College takes active interest in promoting internship, projects undertaken, field visit opportunities.	11	15	38	41	105
3	Admission Procedure of the college is up to the mark and transparent.	5	5	48	47	105
4	Fee structure is good and affordable	1	2	4	98	105
5	College Academic Environment is good and provide quality education	4	8	19	74	105
6	Infrastructure of the college is up to the mark	5	9	80	11	105
7	Faculty members are well trained and having good knowledge base	24	10	41	30	105
8	College provide Training & Placement facility to students	45	28	12	20	105
9	Library facility is good	38	29	22	16	105
10	Hostel facilities is good in the college	32	28	30	15	105
<b>Total Responses</b>		<b>190</b>	<b>148</b>	<b>325</b>	<b>387</b>	<b>1050</b>
<b>Percentage of Total Responses</b>		<b>18.10</b>	<b>14.10</b>	<b>30.95</b>	<b>36.86</b>	<b>100</b>
<b>The total percentage of rating = Agree + Strongly Agree = 67.81%</b>						
<b>Scale of opinion of feedback 3 is found to be at rank B = (79- 60)</b>						

# MANGALDAI COLLEGE, MANGALDAI

## FEEDBACK COMMITTEE REPORT

### SESSION 2019-20

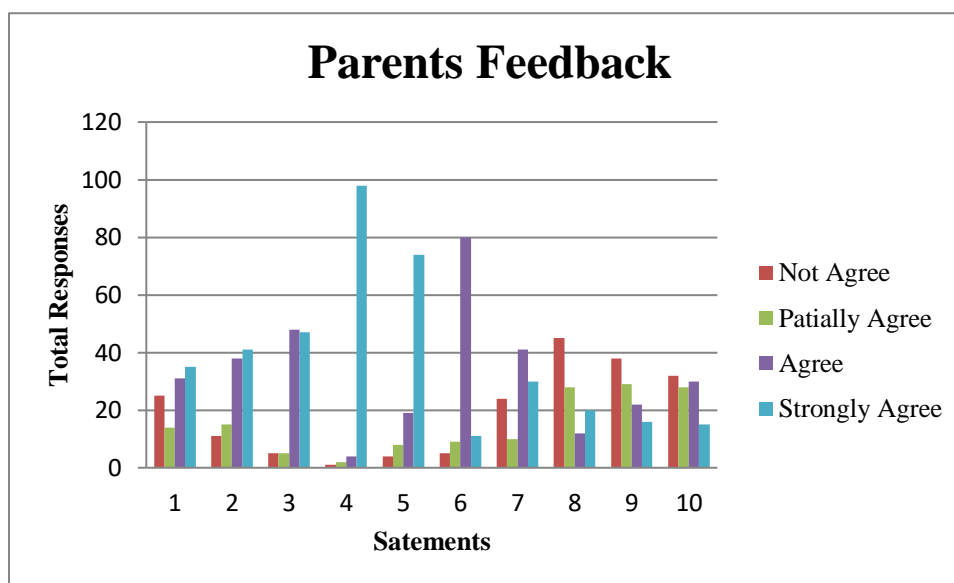


Fig. 4. Pattern of Parents Feedback

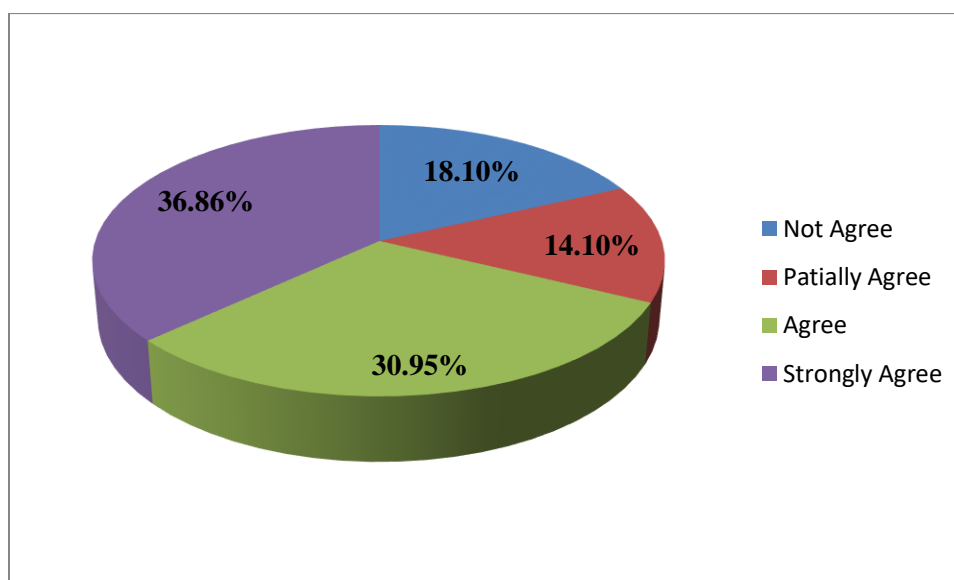


Fig. 5 – Percentage of total responses

# **MANGALDAI COLLEGE, MANGALDAI**

## **FEEDBACK COMMITTEE REPORT**

### **SESSION 2019-20**

---

The following are the observations from parent's feedback:

1. Hostel facilities in the college need to be improved.
2. State of the art library facility needs to be developed in the institution.
3. Placement and skill based training should be introduced in the college.

#### **Category: 4: ALUMNI FEEDBACK**

Mode of feedback collection: Offline

Total number of responder: 124

Total number questions attempted: 05

Screenshot of feedback form:

ALUMNI FEEDBACK FORM MANGALDAI COLLEGE I.Q.A.C.					
Alumni Registration No.:					
Name of Alumni:					
Residential Address:					
Office Address:					
Phone.No. :					
E-Mail:					
Feedback (Please mark "X" in respective box)					
Sl No	Parameter	Average	Good	Very Good	Excellent
1	Academic Ambience				
2	Infrastructure Facilities				
3	Library				
4	Faculty				
5	Placement Assistant				
6	Extracurricular Activities				
7	Counseling				
Signature					

# MANGALDAI COLLEGE, MANGALDAI

## FEEDBACK COMMITTEE REPORT

### SESSION 2019-20

#### Tabular Analysis of Alumni Feedback Response:

SI No	Parameter	Average	Good	Very Good	Excellent	TOTAL
1	Academic Ambience	10	12	45	57	124
2	Infrastructure Facilities	13	10	49	52	124
3	Library	40	53	14	17	124
4	Faculty	1	10	53	60	124
5	Placement Assistant	42	56	16	10	124
6	Extracurricular Activities	8	45	59	12	124
7	Counseling	5	16	68	35	124
<b>Total Responses</b>		<b>119</b>	<b>202</b>	<b>304</b>	<b>243</b>	<b>868</b>
<b>Percentage of total responses</b>		<b>13.71</b>	<b>23.27</b>	<b>35.02</b>	<b>28.00</b>	<b>100.00</b>
<b>The total percentage of rating = Good + Very Good + Excellent = 86.29%</b>						
<b>Scale of opinion of feedback 3 is found to be at rank A = (100- 80)</b>						

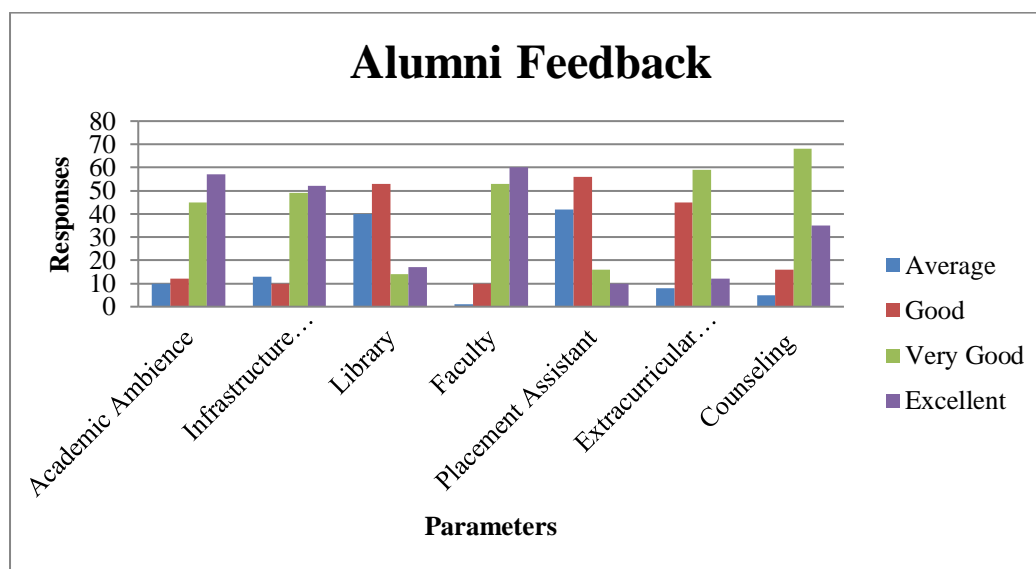


Fig. 6 Pattern of Alumni Feedback

**MANGALDAI COLLEGE, MANGALDAI**  
**FEEDBACK COMMITTEE REPORT**  
**SESSION 2019-20**

---

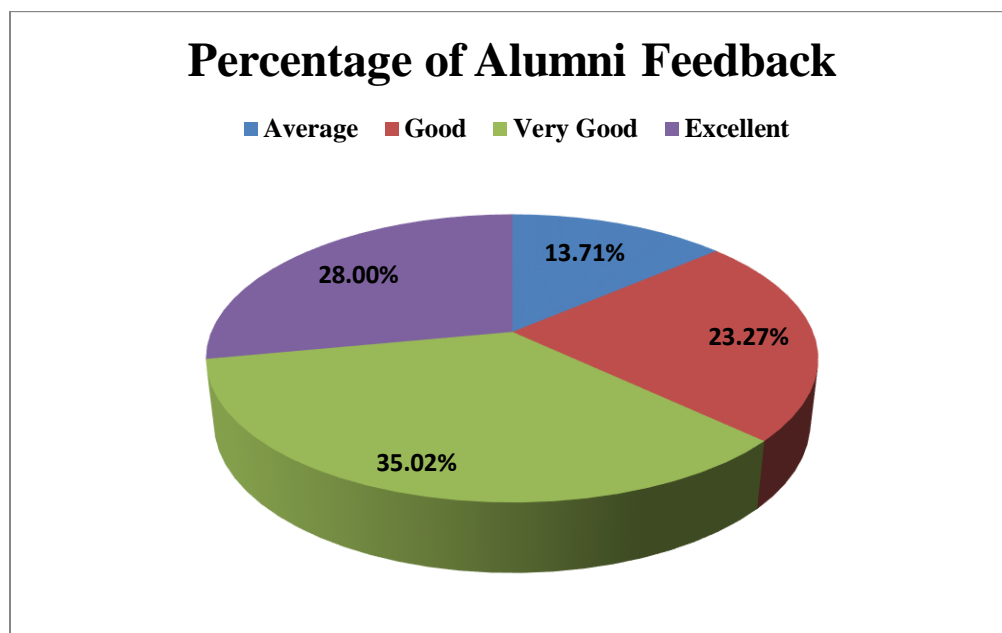


Fig. 7 Percentage of Alumni Feedback

The following are the observations from alumni feedback:

1. Hostel facilities in the college need to be improved.
2. State of the art library facility needs to be developed in the institution.
3. Placement assistance should immediately provide to the students.

This report has been prepared by the Internal Quality Assurance Cell of Mangaldai College.